

Part List

- mechanical -



Xperia™ Z3+
E6553

Xperia™ Z3+ Dual
E6533

CONTENTS

1 Part List 3

1.1 E6553/E6533 Common Parts 4

1.2 E6553 Specific Parts 12

1.3 E6533 Specific Parts 14

2 Revision History 16

1 Part List

The following parts are available for order in 'E-star'.

The 'E-star' name of a part may often be complex and even confusing, so the name of certain parts mentioned in the Working Instructions, Repair Movies and Troubleshooting Guide are often referred to by a simple descriptive name for better understanding.

Both names (designations) will in that case be included in this Part List, where the name being used in the documents mentioned above is underlined, e.g. Battery Cover.

RLC, Reversed Logistic Classification column for replaced part handling, See the Spare part handling chapter in Mechanical/Generic Repair Manual (1220-1333).




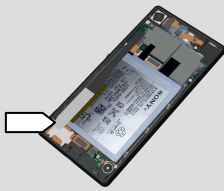

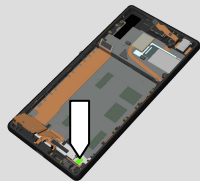

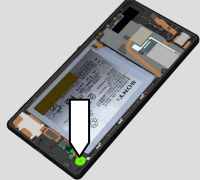

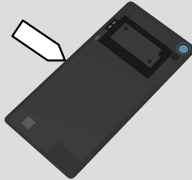

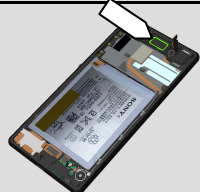
1.1 E6553/E6533 Common Parts

The following parts are available for order in 'E-star'.



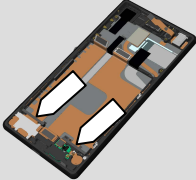




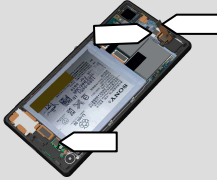
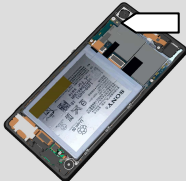
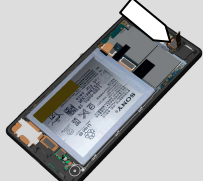

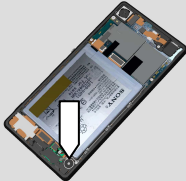
The 'E-star' name of a part may often be complex and even confusing, so the name of certain parts mentioned in the Working Instructions, Repair Movies and Troubleshooting Guide are often referred to by a simple descriptive name for better understanding.

Both names (designations) will in that case be included in this Part List, where the name being used in the documents mentioned above is underlined, e.g. Battery Cover.

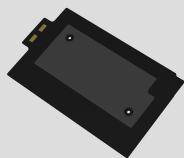
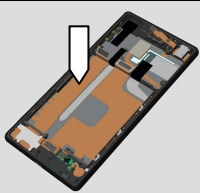


The following location pictures are used with E6553.


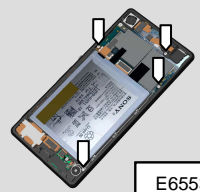


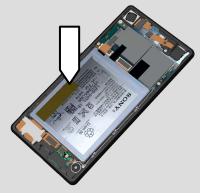

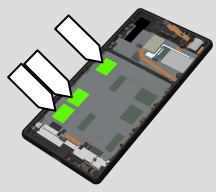

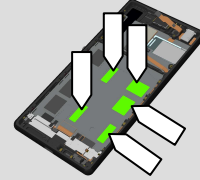

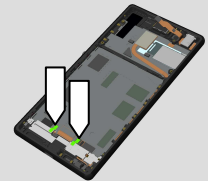
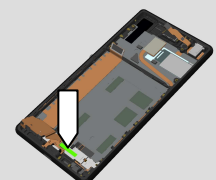

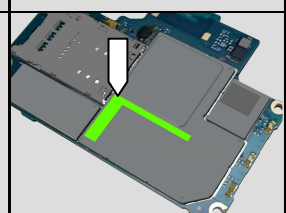
Designation	Part No.	RLC	Part	Location
Adhesive Battery B	1289-0792	C		
Adhesive Battery C	1289-2577	C		
Adhesive Shield FPC LCD	1289-3756	C		
Adhesive Vibrator	1289-0787	C		
Adhesive WP Audio Jack	1294-6794	C		
Adhesive WR Panel Rear	1289-0808	C		
Adhesive WR Receiver	1289-0705	C		

Designation	Part No.	RLC	Part	Location
Adhesive WR Speaker	1289-0765	C		
Antenna Diversity	1289-2510	C		
Audio Jack	1288-6298	C		
Battery	1288-9125	C		
Cap Mic 1st Sub Assy	1289-0780	C		
Cap Speaker Sub Assy	1289-0763	C		
Chat Camera	1288-8426	C		
Conductive Screw M1.4x2.0	1289-0746	C		




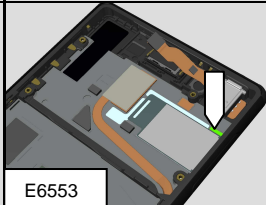
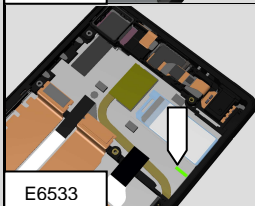
Designation	Part No.	RLC	Part	Location
Cushion Aco	1292-9864	C		
Cushion Battery Bottom	1289-0790	C		
Cushion Battery Side	1294-6915	C		
Cushion BTB L	1289-2679	C		
Cushion BTB S	1289-2578	C		
Cushion Flash	1294-3689	C		
Cushion Sub Camera Rear	1289-0761	C		
Cushion Vibrator	1289-0788	C		

Designation	Part No.	RLC	Part	Location
Gasket Conductive Relay-U	1289-0731	C		
Graphite Camera	1289-0749	C		
Holder Chat Camera	1289-0759	C		
Holder Jack	1289-2576	C		
Holder Main Camera	1289-0753	C		
Holder Vibrator	1289-0786	C		
Light Guide 3LED	1289-0762	C		
Loudspeaker	1287-2024	C		

Designation	Part No.	RLC	Part	Location
Main Camera	1280-7695	B		
NFC antenna	1289-8249	C		
<u>Panel Rear</u> Panel Rear Black Panel Rear White Panel Rear Copper Panel Rear Aqua	1289-0798 1289-0849 1291-3411 1291-3412	B		
Plate Speaker	1289-0775	C		
Relay_U Flex module	1288-6302	C		
RF Cable	1289-9415	C		
RF Top	1289-8673	C		
Screen Protector Front	1293-2558	C		
Screw Len:2.8 Diam:1.4 O-Ring M	1253-4697	C		

Designation	Part No.	RLC	Part	Location
Screw Other Len:2.6 Diam:1.4	1270-3154	C		 E6553
				 E6533
Sheet Battery	1296-9030	C		
Sheet Conductive Plate A	1289-0714	C		
Sheet Conductive Plate B	1289-0715	C		
Sheet Conductive Relay U	1289-0776	C		
				
Sheet Lid BB	1296-2805	C		

Designation	Part No.	RLC	Part	Location
Sheet Shade 3LED	1289-6829	C		
Sheet WR Mic 1st	1289-0784	C		
Shield Camera	1289-0752	C		
Shield FPC LCD Sub Assy	1289-0729	C		
Spacer Audio Jack	1292-6285	C		
Spacer Battery	1289-0789	C		
Thermal MSM	1289-0716	C		
Top Flex module	1288-6305	C		
Top Speaker	1277-7135	C		




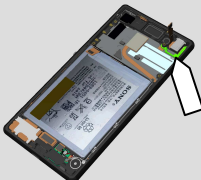



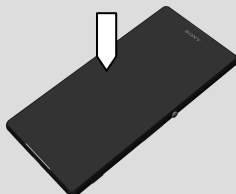


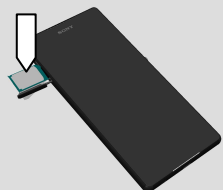
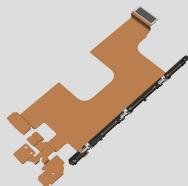
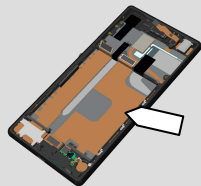
Designation	Part No.	RLC	Part	Location
Vibrator	1264-2341	C		
Water indicator	1276-2416	C		 E6553
				 E6533






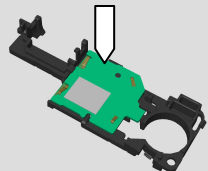


1.2 E6553 Specific Parts

The following parts are available for order in 'E-star'.

The 'E-star' name of a part may often be complex and even confusing, so the name of certain parts mentioned in the Working Instructions, Repair Movies and Troubleshooting Guide are often referred to by a simple descriptive name for better understanding.

Both names (designations) will in that case be included in this Part List, where the name being used in the documents mentioned above is underlined, e.g. Battery Cover.

Designation	Part No.	RLC	Part	Location
Adhesive Battery A	1289-0791	C		
Antenna WLAN	1289-2600	C		
<u>Cap SIM/SD</u> Cap SIM/SD Black Cap SIM/SD White Cap SIM/SD Copper	1289-0697 1289-0842 1291-3408	C		
<u>Display Frame Assy</u> Display Frame Assy Black Display Frame Assy White Display Frame Assy Copper Display Frame Assy Aqua	1293-1496 1293-1497 1293-1499 1295-6310	A		
Label MoP	1289-0809	C		
				
Relay_L Flex module	1288-6300	C		




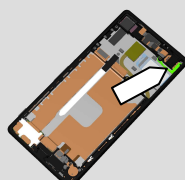



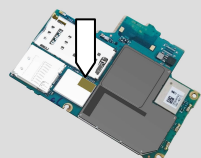

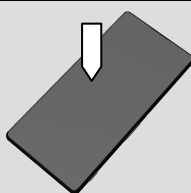


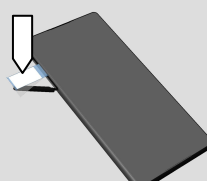
Designation	Part No.	RLC	Part	Location
Sheet Guide MoP	1289-0719	C		
Sheet Slider MoP	1289-0718	C		
Sub PBA	1289-5477	C		
Tray Combo	1289-8142	C		






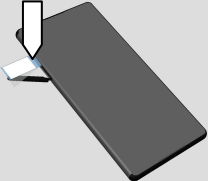

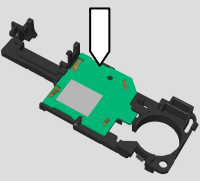

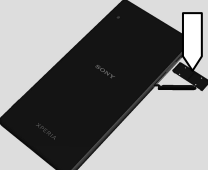
1.3 E6533 Specific Parts

The following parts are available for order in 'E-star'.

The 'E-star' name of a part may often be complex and even confusing, so the name of certain parts mentioned in the Working Instructions, Repair Movies and Troubleshooting Guide are often referred to by a simple descriptive name for better understanding.

Both names (designations) will in that case be included in this Part List, where the name being used in the documents mentioned above is underlined, e.g. Battery Cover.

Designation	Part No.	RLC	Part	Location
Adhesive Battery A DS	1290-1397	C		
Antenna WLAN Sub DS	1290-1120	C		
<u>Cap SIM/SD</u> Cap SIM/SD DS Black Cap SIM/SD DS White Cap SIM/SD DS Copper	1290-1045 1290-8654 1294-0770	C		
Conduction Tape DS	1294-2831	C		
<u>Display Frame Assy DS</u> Display Frame Assy DS Black Display Frame Assy DS White Display Frame Assy DS Copper Display Frame Assy DS Aqua	1293-8465 1293-8466 1294-1836 1293-8542	A		
Label MoP DS	1290-1139	C		
				

Designation	Part No.	RLC	Part	Location
<u>Relay_L Flex module</u> Relay_L Flex module DS	1290-1226	C		
Sheet Guide MoP DS	1290-1115	C		
Sheet Slider MoP DS	1290-1106	C		
<u>Sub PBA</u> Sub PBA DS	1290-1205	C		
Tray Dual Nano SIM DS	1289-5345	C		

2 Revision History

Rev.	Date	Changes / Comments
1	2015-May-27	Initial release